

William Wilson [Kindalas]'s Guide To:

Making Popup Figurines for Eclipse Phase



Credits:

Images are from the Eclipse Phase Core Book, Writing, Editing & Photography is by William Wilson

Making the Popup Figurines

Steps:

1. Collect Materials
 - a. Paper
 - b. Glue
 - c. Tape
 - d. Weights (Pennies)
 - e. Scissors



2. Print out this Document

In Color if possible
Pages 4-6 if using special (thicker) paper




3. Cut out the Stands as Follows


Be sure to keep the paper at the top and bottom of the page attached to the images




4. Fold them Like This



6. Add weights



5. Glue or tape the piece together



7. Play Eclipse Phase



